

# WELCOME TO AFSC CONNECT!

You are now ready to access your Insurance and Election information.

**Step 1:** On your home screen, locate the “My Insurance” box for the business

The screenshot shows the AFSC Connect user interface. At the top is a green navigation bar with the AFSC Connect logo and menu items: HOME, SERVICES, MY LAND, STRAIGHT HAIL, MYAFSC, and WLPIP. Below this is a 'Subscription Summary' section. It features two main boxes: 'My Insurance' (1 Subscription) and 'My Stabilization' (2 Subscriptions). The 'My Insurance' box is circled in red. To the right of the subscription boxes is an 'Information Center' with a message: 'No active messages at this time. There are currently no active alerts or communications to display at this time.' Below that is a 'Chat' section with a 'Chat Offline' button. At the bottom of the page is a 'Contact us' section with two columns of office information: 'My Home Branch' and 'Central Office'. A 'Submit Feedback' button is located in the bottom right corner.

Select [View Details](#) and your Hay or Crop subscription will show.






**Step 2:** On your Insurance Subscription Listing, locate the crop subscription.

The screenshot shows the 'Insurance Subscription Listing' page. It features a table with the following data:

<b>Crop</b>	Subscription Number	:	
	Status	:	Active
	Crop Year	:	2019
	Outstanding Premium Owing	:	No Premium Owing
	<a href="#">View Details</a>		

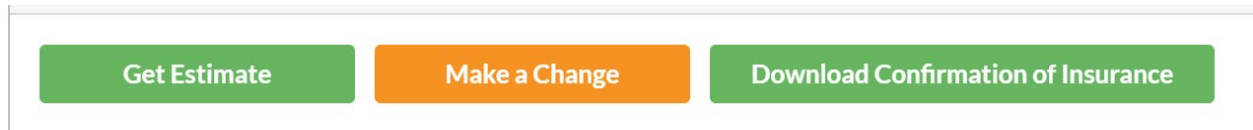
Select [View Details](#) and the Subscription Detail will show

## Subscription Detail - Crop

CROP YEAR	SUBSCRIPTION	STATUS
2019		Active
 Election Information	DECLARED ACRES 	LAST MODIFIED DATE
	766	09-Jan-2019 <a href="#">View Change Requests</a> 
 Land Report Information	LAST UPDATED BY	DATE LAST UPDATED
	AFSC Staff	06/03/2019 3:28 PM
 Harvested Production Report Information	HPR LAST UPDATED BY	DATE LAST UPDATED

Locate Election Information then  to open.

**Step 3:** You will now have 3 options



 Get Estimate

provides you with a coverage and premium estimate for previously elected crops.

 Make a Change

enables you to request a change to your insurance policy

 Download Confirmation of Insurance


downloads a printable version of your renewal

**Step 4:** To request a change to your insurance policy, select




If you have no acres to insure, select retain this contract

If you would like to have No Insurance in Effect this year or Cancel your subscription please select one of the following options:

Retain this contract with No Insurance In Effect (NIE) 

If you would like to cancel the subscription, select cancel subscription

If you would like to have No Insurance in Effect this year or Cancel your subscription please select one of the following options:

- Retain this contract with No Insurance In Effect (NIE) 
- Cancel Subscription

If you have changes to your declared acres, this can be changed at the top left

## Change Request - Crop


Subscription ID:

**CROP YEAR**  
2019

**DECLARED ACRES** 

766

Your coverage is automatically provided at the same level as last year. If you have changes to these crops, locate the crop and change accordingly.

<b>Barley</b>	<b>Coverage Level</b>	<input type="checkbox"/> 50% <input type="checkbox"/> 60% <input type="checkbox"/> 70% <input checked="" type="checkbox"/> 80% <input type="checkbox"/> 90%	<input type="button" value="Remove"/>
	<b>Coverage Endorsements</b> 	<input checked="" type="checkbox"/> Hail Endorsement <input type="checkbox"/> Spring Price Endorsement	
	<b>Irrigated</b>	<input type="checkbox"/>	
	<b>End Use</b>	<input checked="" type="checkbox"/> Commercial <input type="checkbox"/> Malting <input type="checkbox"/> Organic <input type="checkbox"/> Pedigreed	
	<b>Straight Hail Auto-elect</b>	Dryland \$/Acre: <input type="text"/> Deductible: 0 % Irrigated \$/Acre: <input type="text"/> Deductible: 0 % <small>Refer to Straight Hail Contract of Insurance for max Coverage/acre</small>	

If you have new a crop to insure, select

**Add New**

and complete the information

Please Select a Crop

-- Select --

<b>Coverage Level</b>	<input type="checkbox"/> 50% <input type="checkbox"/> 60% <input type="checkbox"/> 70% <input type="checkbox"/> 80% <input type="checkbox"/> 90%	<a href="#">Remove</a>						
<b>Coverage Endorsements</b> <span style="font-size: 0.8em;">📌</span>	<input type="checkbox"/> Hail Endorsement <input type="checkbox"/> Spring Price Endorsement							
<b>Irrigated</b>	<input type="checkbox"/>							
<b>End Use</b>								
<b>Straight Hail Auto-elect</b>	<table style="width: 100%; border-collapse: collapse;"> <tr> <td style="width: 50%; padding: 2px;">Dryland \$/Acre:</td> <td style="width: 50%; padding: 2px;">Irrigated \$/Acre:</td> </tr> <tr> <td style="padding: 2px;">Deductible:</td> <td style="padding: 2px;">Deductible:</td> </tr> <tr> <td style="padding: 2px;"><input type="text"/> %</td> <td style="padding: 2px;"><input type="text"/> %</td> </tr> </table> <p style="font-size: 0.8em; margin-top: 5px;"><i>Refer to Straight Hail Contract of Insurance for max \$coverage/acre</i></p>	Dryland \$/Acre:	Irrigated \$/Acre:	Deductible:	Deductible:	<input type="text"/> %	<input type="text"/> %	
Dryland \$/Acre:	Irrigated \$/Acre:							
Deductible:	Deductible:							
<input type="text"/> %	<input type="text"/> %							

**Step 5:** When all changes have been made, navigate to the bottom of the page and select

**Agree & Submit**

I (the Applicant) declare that all the information contained in this application is accurate and true, and I understand that I must notify AFSC in writing immediately if this business undergoes a change in participants or I discover that any of the information contained in this application is inaccurate or untrue.

Cancel
Agree & Submit

You will receive confirmation on screen.

**Request Confirmation**

---

Your Change Request has been successfully submitted. Changes will not display until processed by AFSC. If you have any questions contact AFSC.

[Return to Subscription Detail](#)

Select Return to Subscription Detail to return to the detail screen.